



Detailed specification

Dimensions

Length	14,20	m
Width	7,99	m
Overall length	15,75	m
Waterline width	0,93	m
Width between axis	6,72	m

Displacement

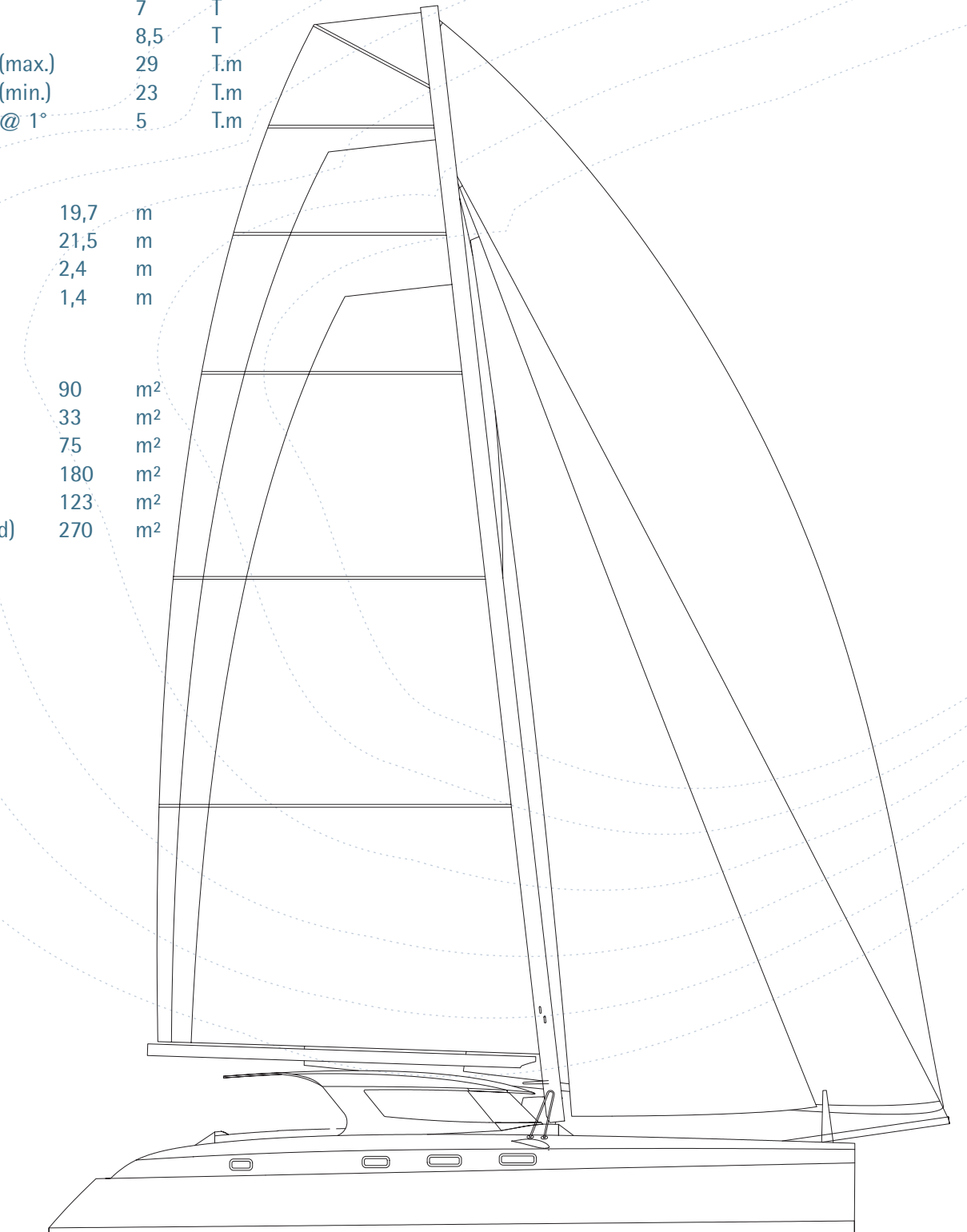
Lightship	7	T
Deadweight	8,5	T
Righting moment (max.)	29	T.m
Righting moment (min.)	23	T.m
Righting moment @ 1°	5	T.m

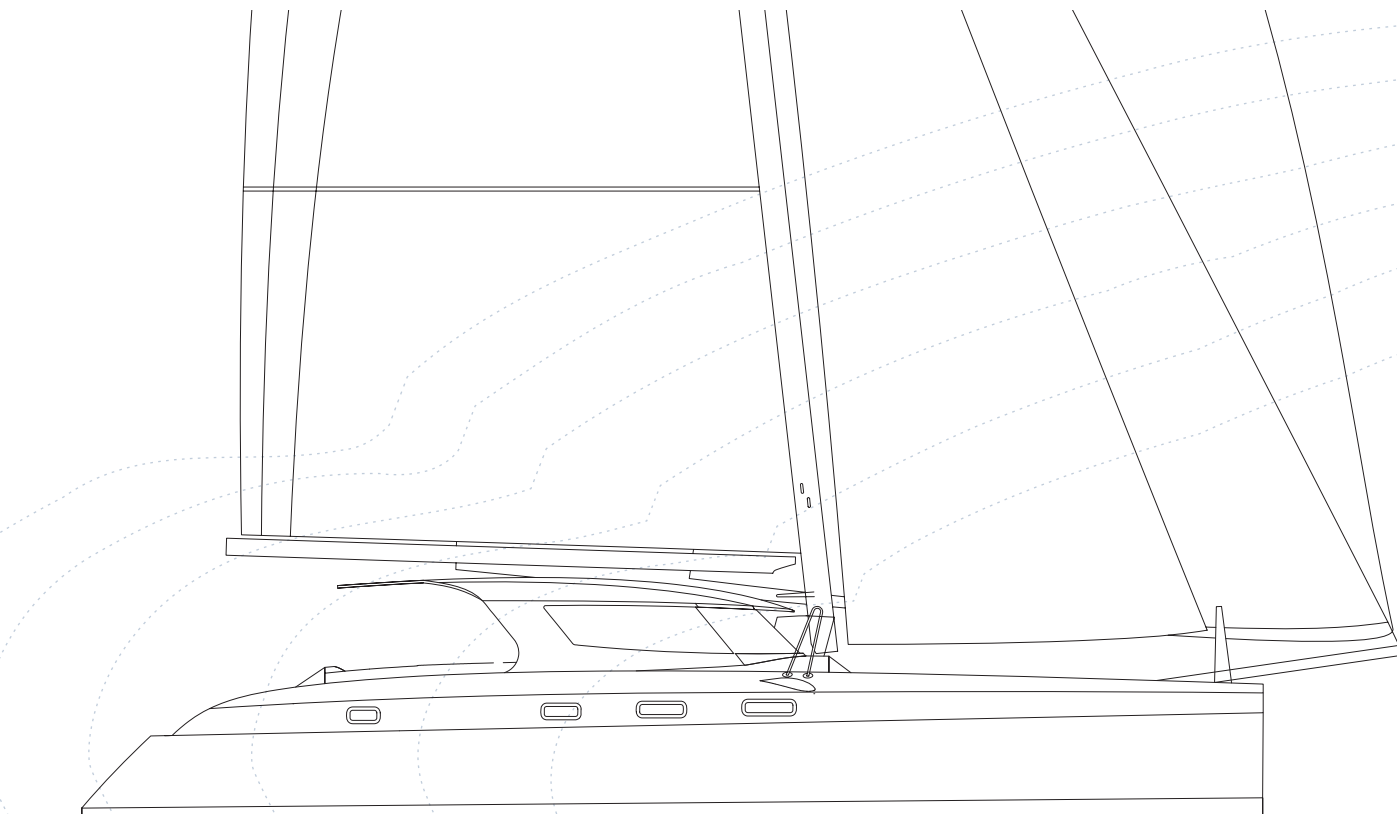
Foils

Mast	19,7	m
Clearance	21,5	m
Draught (max.)	2,4	m
Draught (min.)	1,4	m

Sails

Main sail	90	m ²
Jib	33	m ²
Code 0	75	m ²
Gennaker	180	m ²
Surface (upwind)	123	m ²
Surface (downwind)	270	m ²





Construction:

- Construction specifications follow the highest standards of composite material manufacturing; biaxial and unidirectional fiberglass fabric
- Constructed over female moulds for perfect outer-skin
- Hand laid and vacuum-bagged for maximum strength
- Composite sandwich construction with foam core
- Additional carbon fiber reinforcements in highly loaded areas
- Carbon fiber longitudinal stringers, ring frames and crossbeams
- All bulkheads and structural bonding are made with biaxial glass cloth
- Sacrificial foam and glass "false" bow in case of impact
- Watertight bulkheads to seal off bow and stern compartments
- Structural composite hull floors
- Kevlar impact strapping laminated around daggerboard trunks
- Carbon fiber lifting daggerboards, post-cured in oven
- White gel coat on hull and deck
- Nonskid finish on deck
- Light and stiff 'honeycomb' structure for the interior furniture
- The Alibi 47 is virtually unsinkable due to its foam core volume, watertight bulkheads and buoyancy compartments fore and aft
- The Alibi 47 is built by our partner builder Chantier Naval de Larros in Gujan-Mestras.

OPTIONS:

- Kevlar impact laminate on hull bottoms in order to allow beaching
- Choice of gel coat color to suit your requirements

Miscellaneous:

- Alibi hull decor : 2 dark blue waterline stripes (1 wide + 1 narrow)
- Antifouling
- Operation manuals for all fitted equipment
- 1 x Owners manual
- Emergency tiller

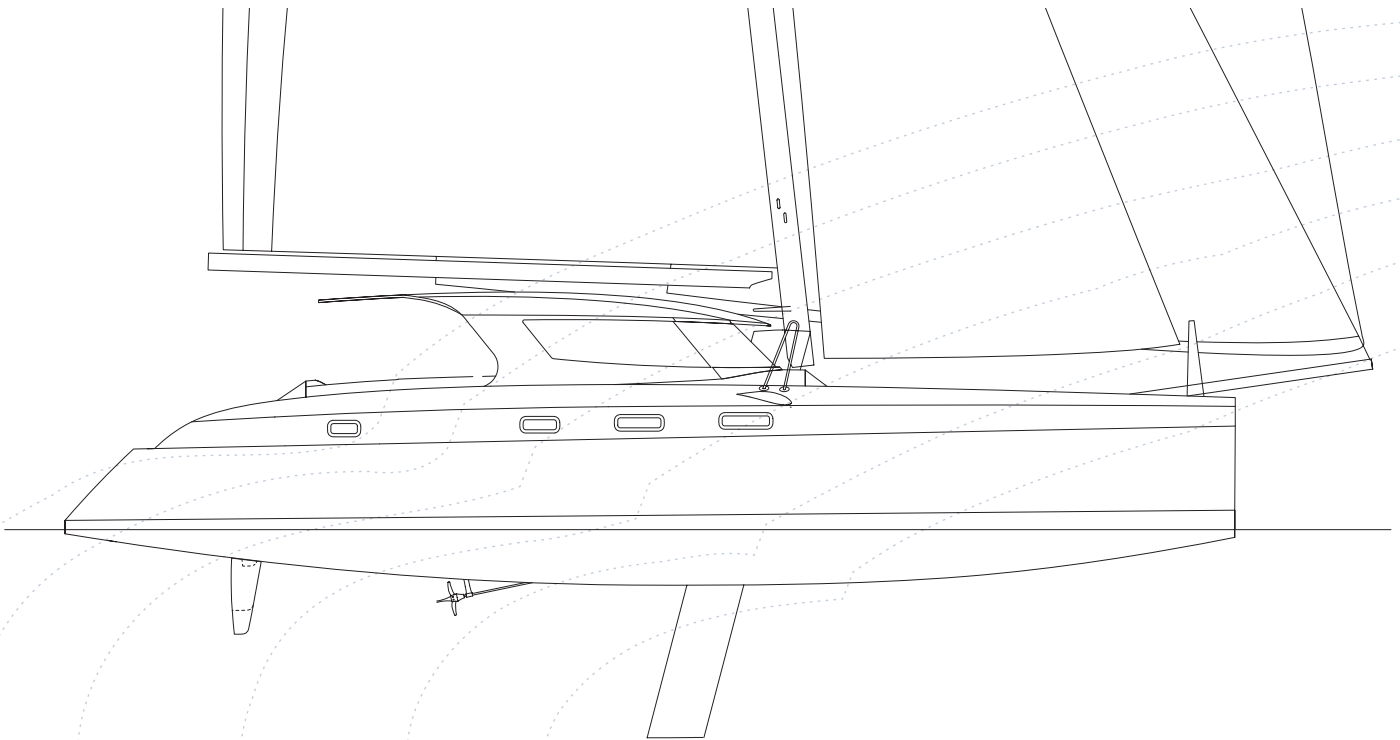
Highlight and comments:

- It is a very technical paragraph but you should remember that she will be constructed by a top level yard with the latest race-style materials and process. Please check:

www.catalibi.fr/swf/comparatif1.pdf

Alibi - Yard major references:

- 60' mono and multihulls:
- Winner of the Route du Rhum
- Winner of the Route du Café
- Winner of the Europe 1 Star
- Winner of the Transat Jacques Vabre
- Winner of the Fastnet
- Winner of the «Tour de L'Europe»
- Winner of the ORMA Championship
- Winner of the Open UAP
- WSSR Ratified 24 Hour Distance Records; 587.41nm Single-handed.



Steering:

- Rudders and rudderheads are strengthened with carbon fiber (4 feet draught)
- Upper and lower self-aligning rudder bearings
- Carbon crossbar and aluminium tillers
- Vectran steering cables leading to the carbon crossbar for responsive steering

OPTIONS:

- Smaller suspended rudders reinforced with carbon and Kevlar (3 feet draught)
- Retractable daggerboard style rudders with draft reducible to 2 feet

Sails and accessories:

- Main sail: fully battened and square topped with (3 reefs)
- Solent with reinforced leech and UV protection
- Code 0 drifter with Roll Gen furling system
- Asymmetric spinnaker with Roll Gen furling system
- Strom Jib in Dacron double-ply
- Lazy-jacks and stack pack for main sail

OPTION:

- Main, Solent and Code in D4 (see highlight)

Spars and standing rigging:

- All spar components are pre-preg carbon fibers autoclave backed
- 65 ft (19.7m) rotating carbon mast with swept back spreaders
- Carbon boom with carbon sheave box
- Spreader bars for lazy-jacks and sail cover attachments
- Carbon fiber gooseneck with stainless steel pin
- Carbon twin compression post and sprit
- Carbon fiber forward crossbeam
- Integral carbon fiber martingales
- Twin carbon fiber aerodynamic martingales' spreader
- Rod Forestay in high modulus Stainless Steel within jib furler
- Aramid cap shrouds with low profile turnbuckles
- Aramid diamond shrouds with low profile turnbuckles
- Spectra lashing turnbuckles

OPTION:

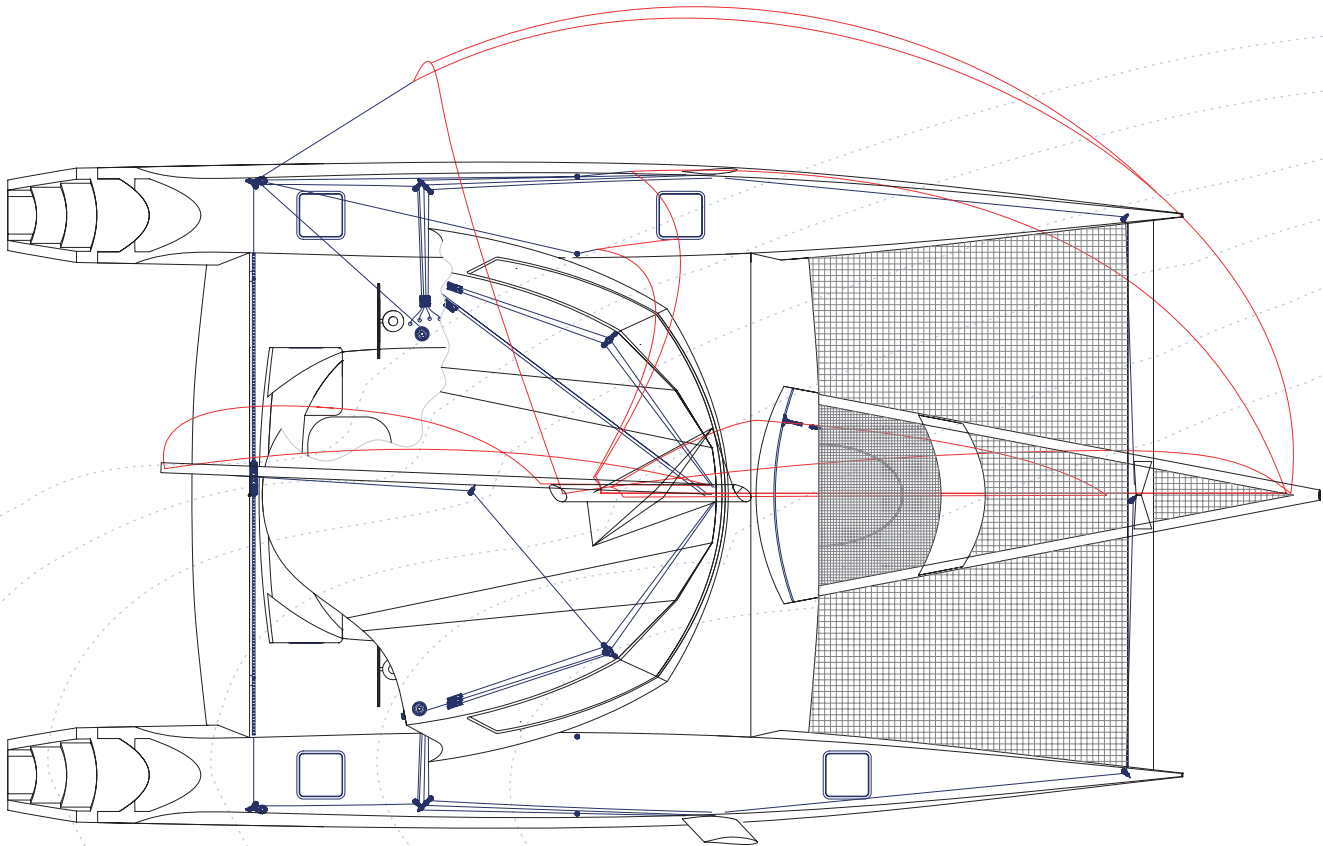
- Fixed carbon mast

Highlight and comments:

- All the rudder options use self-aligning rudder bearings
- Alibi 47 direct steering system restores responsiveness and lightness to your helm
- Lifting the rudder in a cassette is the only option for minimum draught AND responsiveness

Highlight and comments:

- D4 is a membrane sail cloth with oriented fibers. It is a top of the shelf technology that compares to the patented north 3DL
- Alibi's wing mast tacks automatically. This simple arrangement allows for easy sailing, even single-handed.
- Aligned with the leeward face of the mainsail, the Alibi 47 rotating wing mast forms the best possible leading edge.
- On the other hand, a very light fixed mast could be a smart compromise



Highlight and comments:

- Your Alibi is equipped with what we think is the best deck hardware money can buy. Naturally your deck fittings can be personalized if you have other preferences.
- 4 Electric self-tailing winches turn your Alibi into a luxury push button yacht. Moreover, the deck layout and the generator do not need to be modified. So the weight increase is minimal.

Deck hardware:

- Deck layout optimized for single-handed sailing
- 100% Harken black magic blocks
- 100% Spinlock clutches and jammers
- 100% Harken track and ball bearing car
- 2 aluminum 2 speed harken B53.2STA self-tailing winches
- 2 aluminum 2 speed harken B48.2STA self-tailing winches
- 4 winch handles with holders
- All control lines led to the aft cockpit including:
- 2:1 Traveller control back on both lower winches
- 4:1 Mainsheet control: both top winches
- 2 quick release cleats on both top winches
- Self tacking jib sheet: starboard lower winch
- Profurl jib furling control: port lower winch
- Daggerboards control lines: both lower winches
- Code 0 drifter / Spinnaker sheets: both lower winches
- Code 0 drifter / Spinnaker furling control: both lower winches
- Cunningham sheet: port top winch
- All halyard : both top winches

OPTION:

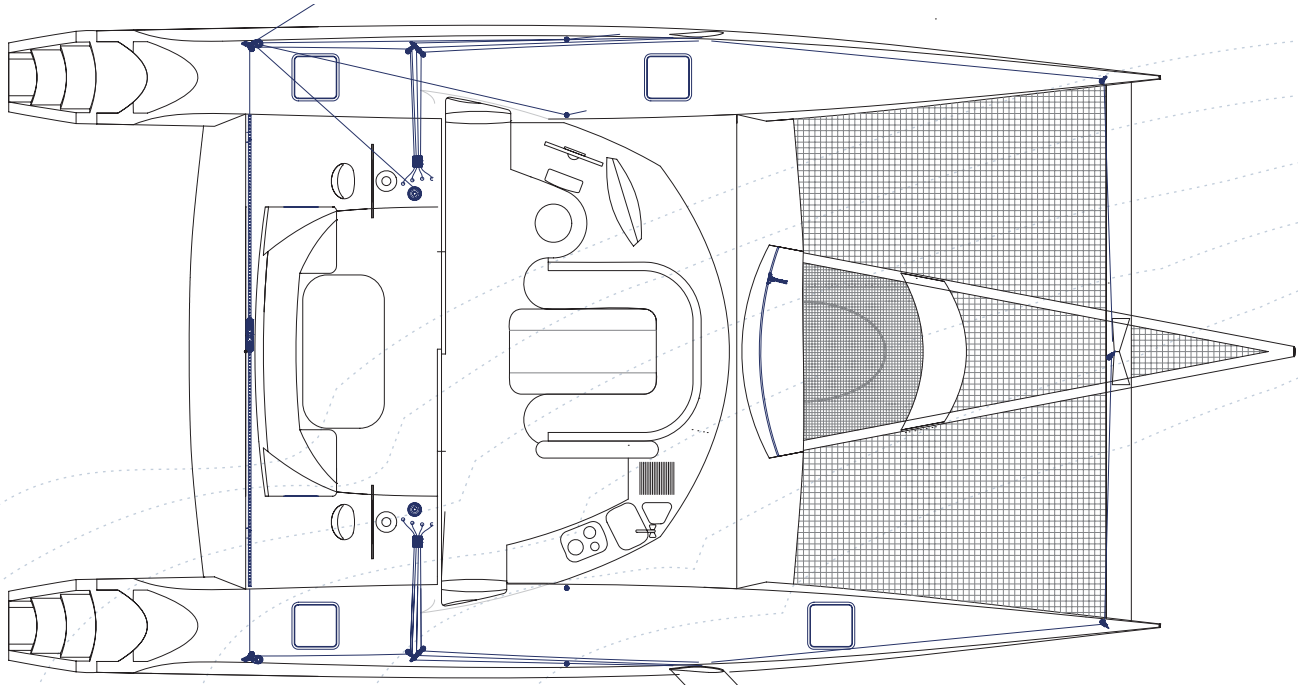
- Electric self-tailing winches

Running rigging:

- High tech, tapered, race-boat style halyards and control lines including:
- 1 x 2:1 Mainsail halyard
- 1 x Solent jib halyard
- 1 x 2:1 Spinnaker halyard
- 1 x 2:1 Code 0 drifter halyard
- 1 x Self tacking jib sheets
- 1 x Jib furling control line
- 2 x Code 0 drifter / Spinnaker sheets
- 1 x Code 0 drifter / Spinnaker furling control line
- 1 x Mainsheet
- 3 x Reef lines
- 1x Cunningham line
- 1x Mast rotation line
- Daggerboards control lines (2 x Up & 2 x Down)
- 2 x Mainsail traveler control lines
- 2 x Davit control lines

Highlight and comments:

- The Code 0 drifter / spinnaker furling system is very convenient. Learn more about this feature on: <http://www.rollgen.com>
- 100% of the running rigging is led to the 4 winches in the aft cockpit. Thus, you can safely sail single-handed.



Hull & Deck:

- All interior fixtures and fittings are high quality manufactured from high-grade corrosion resistant materials

Fore peak (Port & Starboard)

- Empty space for miscellaneous stowage, painted white
- Ladder
- Access by large deck hatch

Forward lockers

- 2 lockers located forward of the mast with stain less steel spring supports
- Portside locker: for sail storage
- Starboard locker: windlass, storage, watertight gas bottle locker

Aft deck

- Twin ergonomic steering stations with engine controls and compass
- Twin Ø 36 inches steering wheels (leather sheathed)
- Twin helm seats

Cockpit

- Large self-draining cockpit, usable as an outdoor salon
- Hard topped bimini above the entire cockpit
- 1 x large cockpit table (up to 10 guess)
- C-shaped bench seat with three large cockpit lockers
- 2 stair cockpit storage compartments
- Sunbrella cockpit cushions with backrest on bench seats
- 2 x manual bilge pumps to keel sump

OPTIONS:

- Teak strip cockpit floor
- Sunbrella or solid U shaped curtains to close the cockpit

Transom

- Transom steps inlaid with teak strips
- Storage locker in lower steps
- Large access panel in last couple of transom's steps
- 5 steps to access water level
- Retractable swim ladder on port side
- Hot and cold water deck shower built in on port side
- Fuel filler and fresh water filler caps
- Pair of davits with stoppers lifting lines and snap-shackles

Highlight and comments:

- Teak strip option is beautiful and convenient but heavy. You can also chose from various lighter imitation materials.
- All esthetic details will be refined by our designers to fit your style. The harmony of the transition from cockpit to saloon will be treated with care.
- Choice of steering seat to suit your requirements; we can set up all types of seat-configurations on the large and flat aft deck.

Highlight and comments:

- Use of technical fabrics / solid curtains all around the hard top bimini change the cockpit into a closed room. This arrangement turn your main deck into an expansive saloon with panoramic view.

Highlight and comments:

- Spade 140 + Wasi swivel, we pick the best for the ground tackle of your Alibi 47.
- The inflatable tender has a great feature: V shaped, she will plane fast. 100% inflatable, she is very convenient for ocean passages. The 20 Hp outboard can be stored in the stern with very easy access.
- The big tender with a powerful outboard is designed for those who plan to use the boat as an exploration cat.

Diesel-Electric propulsion and electricity:

- Special AGT generators for Diesel-Electric drives (22kW)
- Twin 10 KW Electric drives
- Twin Varifold blade for minimum drag
- 3 x 2 throttle control: 1 at the nav station and 2 on both steering pods
- Soundproofed engine compartment
- Deep cycle batteries
- Engine bays painted in fire retardant gel coat
- Engine access through deck hatch on deck
- Exhaust fan and sea water filter in engine room
- Automatic Bilge Pump in engine room
- Siphon breaks fitted to raw water lines to engines
- Engine panels with tachometers, warning lights, alarm and engine hour meter in cockpit
- Electric engine stops to engine panels
- Fuel, water and holding tank gauges at chart table
- Auto fire extinguisher in engine electric's bay
- Fuel / water separator and filters
- 2 x 66 gallon (250 liters) diesel tanks on starboard
- 2 x 70 amp/hr engine start batteries
- Electrical and batteries charge monitoring system
- 4 x 110 amp/hr domestic batteries
- DC distribution panel with circuit breakers
- Volt meters and amp meters to 12 v DC systems
- 1 x 12 v socket at chart table
- Victron Energy 3x2.5kW inverter Type Phoenix
- AC control panel
- 10 x 110V outlets
- Victron Energy inverter/charger for harbor AC connection
- Dock inlet with 1 socket on transom and 1 plug with 50' cable
- Propane electronic solenoid switch
- Propane solenoid warning light in galley with separate breaker
- All room equipped with Touch sensitive red and white LED lights
- LED navigation and anchor lights

OPTION:

- Special AGT generators for Diesel-Electric drives (16kW)
- 48V generators for Diesel-Electric drives (2x7.5kW)
- Smaller AGT Victron Energy 2x2.5kW inverter Type Phoenix
- Shaft inclined inward for reduce draft of 2 feet
- Z-drive in replacement of shaft

Docking and anchoring:

- 4 x Mooring cleats
- 1 x Anchor cleat
- 2 x 10 meter Nylon mooring line
- 2 x 20 meter Nylon mooring line
- 6 12"x36" fenders
- Bridle on bows and stemhead on front beam
- Lofran's electric anchor windlass
- 2 Spade 140 anchors
- 3/8" chain with nylon rode
- S/S WASI swivel for connecting the anchor and the chain

Fittings

- 1 Pair Stainless Steel pulpits with wooden seats & lights
- 4 aft guardrail in stainless steel tubes with stern light
- 1 x Set life gates to transoms
- Double stainless steel lifeline
- 2 life lines from bow to stern
- High performance mesh-trampoline
- Lewmar hatches and opening hull ports.
- Deck toerails and handholds
- 1 life raft holder

Tender

- 100% Inflatable dinghy: V shaped 12,3 ft
- 20 Hp outboard
- Outboard custom stern pulpits storage area

OPTIONS: Exploration tender

- 15 ft (4m50) heavy duty RIB from Narwhal
- 50 Hp outboard
- Under bridge deck arrangement designed for fast and safe access to the rib that allows keeping the outboard mounted.

Highlight and comments:

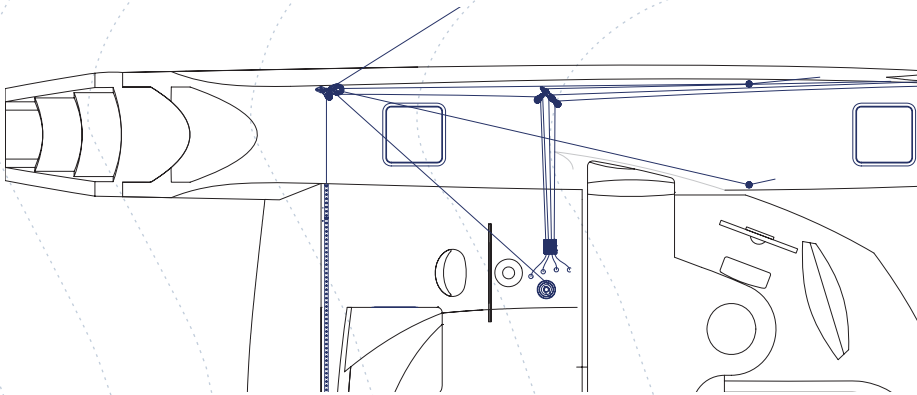
- The outlets and harbor AC connection are 110 or 220 volts
- Switching to a smaller DE generator could save 100 Kg but your Alibi will motor slower. The choice of the generator power depends on the sailing program as much as the amount of electric equipment.
- Choice of steering seat to suit your requirements; we can set up all type of seats on the large and flat aft deck.

Water, plumbing, tanks and climate control:

- 2 x 66 gallon (250 liters) clear water tanks on port side
- Fluids can be moved to fore and aft tank as longitudinal ballast
- Shut-off valve, gauges, turbine fuel and water separator
- Ultra whisper compact 600 25 gallon/hour (95l/h) watermaker
- 2 x 20 gallon (2 x 75 liters) water heaters (engine coolant loop & electric)
- Aqua jet hot and cold pressure water system with accumulator
- Electrical sump pump for each shower
- 2 Sanimarin SFA; quiet flush electric toilets
- Foresti & Suardi, hot and cold shower and single lever basin and sink mixers
- Salt water system pump in the galley
- All flush monted thru-hull fitting below waterline
- All plumbing hoses are double clamped below waterline
- Bilge draining system including : hand pumps, electrical pumps and float switches

OPTION:

- Nuova Rade hot and cold shower in transom
- 2 x 12000 Btu/h air conditioning system (hot and cold) with digital controls



On-board computer & Electronics:

- Media center Computer with Intel CoreDuo T2400 at 1.86GHz for top level navigation system, communication features and multimedia (TV, music, movies, pictures...)
- 19" 4/3 high definition lifting screen
- MaxSea navigation software including world chart, weather and optimum routing
- B&G Hydra H3000 main processor
- B&G ACP autopilot processor and series 7000 linear drive
- 4 B&G ultra bright FFD for visibility at the helm station
- 2 B&G digital display FFD at the chart table
- B&G FFD pilot control at the chart table
- RemoteVision, wireless pilot and instrument control
- B&G vertical carbon mast head unit
- B&G speed and depth sensors
- GPS antenna
- Simrad RA40 10" radar
- Simrad RD68 VHF
- Activ echo transponder
- Magnetic compass with light at helm station

OPTION:

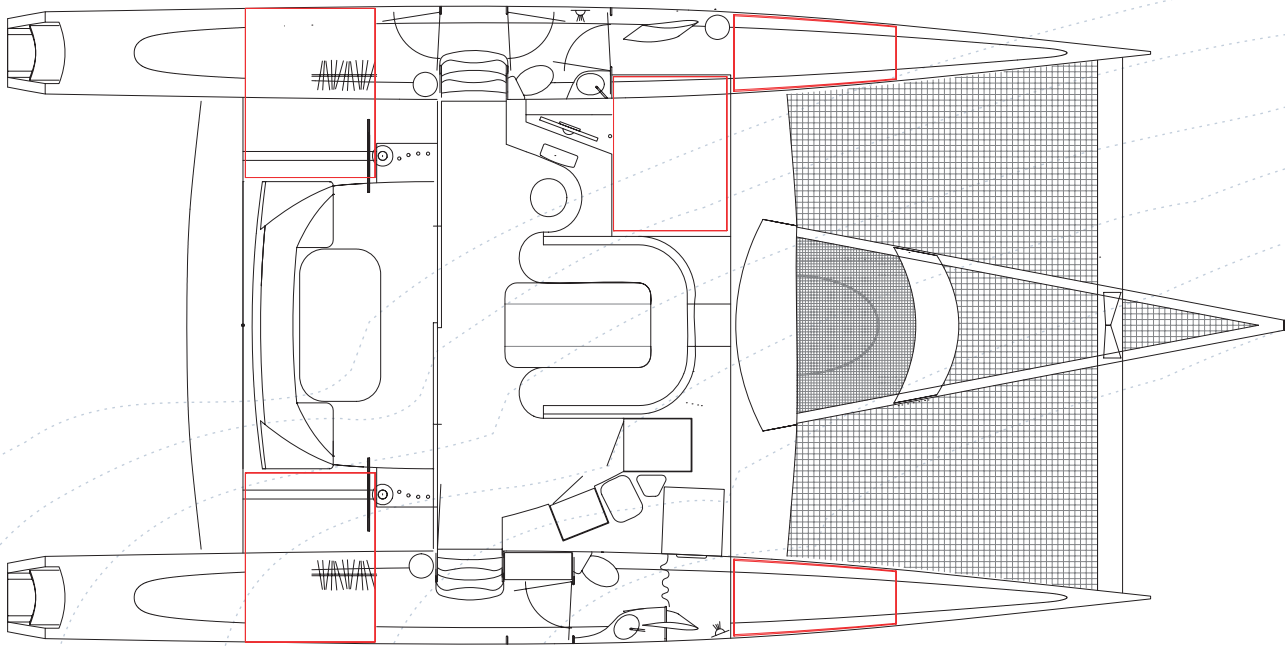
- Wide screen TV instead of the 19" computer screen
- Raymarine ST60 or ST290 navigation system
- Fleet 33 phone and data communication system
- Iridium phone (data kit included) communication system
- Car stereo instead of Media center Computer

Highlight and comments:

- Your Alibi is equipped with what we think is the best hardware money can buy. Naturally your water system can be personalized if you have other preferences.
- 2 air conditioning units turn your Alibi into a luxury yacht. Moreover, the cabins layout and the generator size do not need to be modified. So the weight increase is minimal.

Highlight and comments:

- The Alibi 47's embedded Media center is an exclusive feature. This powerful computer interface runs the MaxSea navigation and weather routing system AND TV channels AND DVD movies AND MP3 music AND satellite communication system AND last but not least; everything is plugged and tested in the yard. This last point might well be the most important.
Check : <http://www.maxsea.com>
- B&G is THE leading brand. B&G products and autopilots are really superior to anything else on the market.



Interior (Custom Layout)

- 3 large double cabins (in red)
- Extra king size berth in saloon
- Owner's hull to include large head with separate shower in starboard hull
- Interior esthetic details to be refined by our designers to fit your living style
- Choice of upholstery fabrics to suit your requirements
- Handcrafted joinery

OPTION:

- Extra berth in starboard and/or port fore peak (in red)

Saloon

- Huge main saloon with panoramic views
- 2,01 m (6'7") headroom
- Central dining area with chart table to port and galley to starboard
- Raised dining area for eight people with stowage under
- Standing headroom throughout saloon
- Dining table with wood veneers
- Cushions and seatbacks; choice of upholstery from proposed selection
- Compartmentalized stowage lockers under the settees
- 3 folding chairs
- Large sliding glass in methacrylate and aluminium frame
- Sliding companionway doors to cockpit
- Synthetic wood floor
- Escape hatches

OPTION:

- Expansive teak slatted floor in the bridge deck salon
- Air conditioning system (Up to 24 000 Btu)
- Lifting dining table for King size extra berth facility

Chart table

- Wide wood veneers chart table facing forward with chart light and swing out seat
- Navigation/communication station with ample room for electronics
- Computer for top level navigation system, communication and multimedia
- Lifting 19" high definition computer screen
- Instrument console with panel to install built in B&G electronics

Highlight and comments:

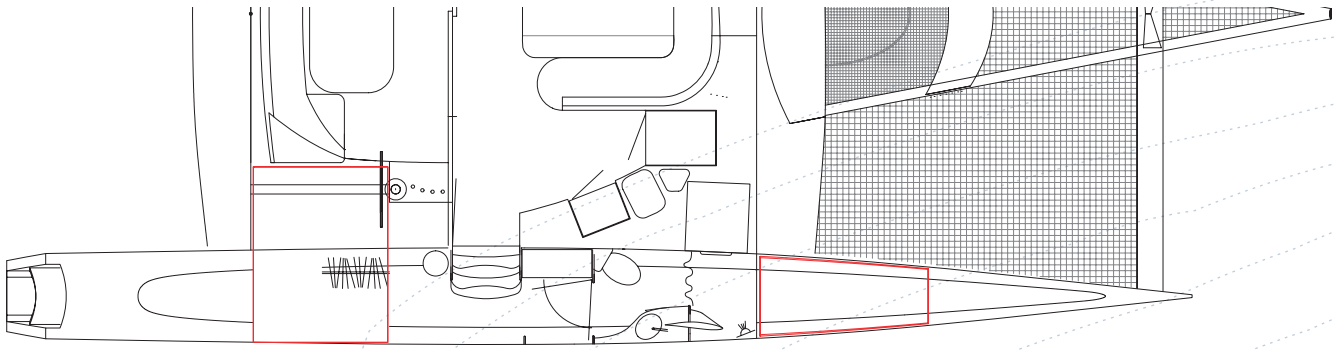
- Aft berth can be turned by 90°
- The berths in the fore peak can be located from waterline to portlights level. Twin berth for children are also available.

Highlight and comments:

- Choice of cushions and seatbacks upholstery include various leather and luxury fabrics
- Dining table with wood veneers can also be chosen from proposed selection

Highlight and comments:

- The on-demand air conditioning prevents that your boat will never be over-cooled and the extra weight remains very reasonable. Moreover it is possible to switch on only one of the two units in order to lower or increase the temperature in the cabins of your choice.



Galley

- Laminated solid surface work tops to galley
- 2 x stainless steel sink and drainer
- Foresti Et Suardi, hot and cold sink mixer
- 5 cubic foot fridge
- 3 burner stove with flush lid and gas detector
- Stainless steel oven
- Storage cupboards with shelves & cutlery drawers
- Stowage under settees
- Waste bin locker and sea hole for disposable rubbish

OPTION:

- 6 plates half size dishwasher
- Microwave

Starboard Hull

- 2.10 m (6'11") headroom

Owner cabin (aft)

- Lewmar overhead hatch
- Lewmar portlights to outboard and inboard sides
- Double berth: 2 m x 1,60 m (6'7"x 5'3") with 10cm thick mattress
- Fabrics storage shelves
- Large hanging lockers and Fabric storage shelves under bed
- Stowage under bed
- Wide bookshelves
- Shelf in bunk front
- Chrome berth spot/reading lights

Midships - Gangway

- Storage outboard cupboard
- 5 cubic foot freezer (0°F = -18°C)
- Lewmar portlight to outboard side

Owner's washroom

- Huge washroom
- Solid surface to basin area
- Foresti Et Suardi, hot and cold d single lever basin mixer
- 2 Fabric shelving units
- Large mirror
- Sanimarin SFA; quiet flush electric toilet
- Towel rail and accessories
- Large separate shower compartment with teak grating
- Shower complete with electric sump pump
- Foresti Et Suardi, hot and cold shower rail kit
- Lewmar portlight to outboard side

OPTION:

- 6,6 lbs (3 kg) of clothes washing machine

Highlight and comments:

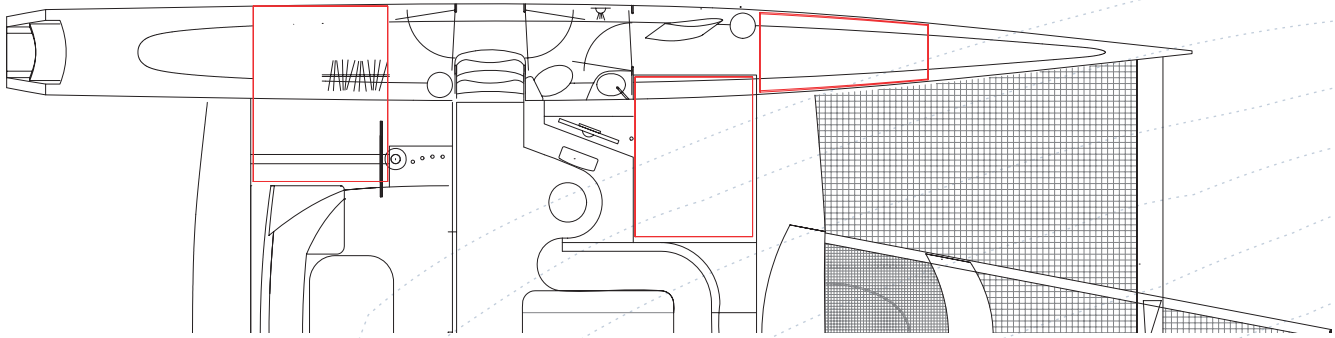
- A large majority of Alibi's storage units are made with fabric cloth. They are light and easy to clean and wash. Choice of these fabrics to suit your requirements.

Highlight and comments:

- The freezer is in the starboard gangway and not in the galley, only a couple of feet away.
- Fridge and freezer volume and location are adjustable to suit your requirements.

Highlight and comments:

- The washing machine is located at eye level in the washroom.
- The Sanimarin SFA toilets are very convenient. They really look like land models and they are easy. Check <http://www.sfa.fr>



Port Hull

- 2.10 m (6'11") headroom

Guest cabin (aft)

- Lewmar overhead hatch
- Lewmar portlights to outboard and inboard sides
- Double berth: 2 m x 1,60 m (6'7"x 5'3") with 10cm thick mattress
- Large hanging lockers and Fabric storage shelves under bed
- Fabric storage shelves
- Stowage under bed
- Wide bookshelves
- Shelf in bunk front
- Chrome berth spot/reading lights

Midships – Washroom

- Foresti & Suardi, hot and cold single lever basin mixer
- Storage cabinet above basin with illuminated mirror
- Fabric shelving units
- Sanimarin SFA; quiet flush electric toilet
- Towel rail and accessories
- Pressurized shower with electric sump pump with teak grating
- Foresti & Suardi, hot and cold shower mixer
- Lewmar portlights to outboard side

Fore cabin

- Lewmar overhead hatch
- Lewmar portlights to outboard side
- Double berth: 2 m x 1,40 m (6'7"x 4'7") with 10cm thick mattress
- Fabrics storage shelves
- Storage and shelves in fore peak
- Stowage under bed
- Bookshelves alongside berth
- Shelf in bunk front
- Chrome berth spot/reading lights

Launching, commissioning and sea trial including:

- Launching in Larros, France (44°38'N 1°04'W)
- First sea trial

OPTION:

- Worldwide delivery
- Commissioning with experienced, professional skipper
- Crew members for ocean passage or ARC transatlantic race
- High experienced skipper for the journey of your choice

Highlight and comments:

- We have selected the Foresti & Suardi, hot and cold single lever mixer because we think they are very beautiful but you might think differently. You can chose from a very wide range and the interior esthetic details can be refined by our designers to fit your living style

Highlight and comments:

- We are proud to offer you commissioning options ranging from a single discovery day to moth long training period and/or race crew. We believe that learning about the tips and tricks of your new catamaran is as important as picking up the best one.